

Thermo Recorder

TR-71U / TR-72U / TR-73U

Temperature / Humidity / Barometric Pressure Data Logger with USB Connection

For Measuring and Recording Temperature, Humidity and Pressure

Our compact lightweight TR-71U / 72U / 73U units allow you to effortlessly measure and record temperature in a range of -60 to 155°C, humidity from 10 to 95% and pressure from 750 to 1100 hPa. That data can then be transferred via high speed USB cable to your computer whereby our exclusive software empowers you to create colorful graphs and tables for saving or printing.



CE

Photo is actual size. Display is a composite.

***Easy to Use Software makes
Graph and Table Creation a Snap.***

Thermo Recorder

Data Logger USB Connection
TR-71U / 72U / 73U

Easy USB Connection (Multiple Units OK) / Real-time Monitoring and Graph Display
Adjustment Function Enabled Software / 1 Year Operation with only 1 AA Battery

Measure and Record



Download and Analyze



Connect



Display is a composite.

2 or more Measurement and Recording Channels in Each Unit

TR-71U has two temperature channels and TR-72U has one temperature and one humidity channel. TR-73U has a total of three channels: one temperature, one humidity, and one barometric pressure channel. The data recorded into the TR-71U/TR-72U units can then be downloaded quickly via USB cable to your computer whereby with our exclusive software you can easily process the data into graphs, tables, save to files and/or print it out. Moreover, it is possible to connect more than one unit at the same time.

Wide Temperature Measuring Range -60°C to 155°C

The external sensor that comes with the TR-71U can measure and record from -40°C to 110°C, while optional sensors can give you a range of -60°C to 155°C. There is an array of optional external sensors to meet your every need.

Humidity Measurement Range 10% to 95%RH

The two channel external sensor that comes with the TR-72U can measure and record temperature from 0 to 50°C and humidity from 10 to 95% RH.

One Year Continual Use on One Battery

Using our specially designed low energy consumption circuit this unit can run on one AA Alkaline battery for up to one year of continued use. No need to worry about where you place it as the battery will allow you to measure and record over long periods of time no matter if the unit is in transit or in a distant place.

Note: Battery life will depend on the recording environment, recording interval, communication frequency, and ambient temperature. The above battery life test was carried out using a brand new battery and in no way do we guarantee a battery's life.

Large Data Capacity: 8,000 Readings x 2 Channels (TR-73U:8,000 x 3 Channels)

Each channel can record up to 8,000 readings; giving you about one year of continuous recording at a recording interval of 60 minutes.

Reliable Backup Function means No Data Loss

We have eliminated the worry of losing data due to power loss or the switch being accidentally turned off.

When Battery Power becomes Low

When battery power becomes low a battery life warning will appear on the unit's display indicating that the battery should be changed. If within a short time the battery is changed, measurement and recording will not be interrupted and there will be no data loss. If the battery is not changed the unit will automatically go into SLEEP mode whereby measurement and recording will stop but, due to our BACK UP FUNCTION, data will not be lost and will remain saved for up to one year.



When the Switch is turned OFF

If while recording the power switch is accidentally turned OFF, data will not be lost but will be saved for up to one year from the time it was switched OFF.

Note: Even if the unit is in sleep mode it needs battery power. Hence, a total loss of battery power or removal of the battery will result in the loss of data.

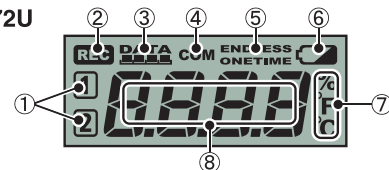
Ready to Use - All in One Package

Everything you need to get started (main unit, sensor, battery, software, communication cable and user's manual) is included in this All in One Package. All you need to do is supply the computer.

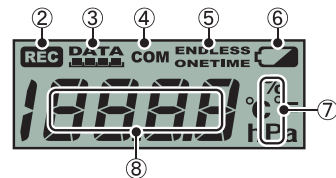
Easy to Read Multi-Functional Display

The easy to read LCD displays present temperature, recording condition, battery life warning, and unit of measurement.

TR-71U / 72U



TR-73U



- ① The channel number of the measurement being displayed will appear.
- ② The recording condition will appear.
ON:Recording in progress. BLINKING:Waiting for programmed start.
- ③ After every 2000 readings the scale will be marked from left to right.
- ④ This will appear when data is being sent or received.
- ⑤ ONETIME:When the number of recorded readings reaches 8000, "FULL"will appear in the unit's LCD display and recording will automatically stop.
ENDLESS:When the number of recorded readings reaches 8000, the oldest data reading will be overwritten and recording will continue.
- ⑥ When the battery power becomes low, this will appear in the LCD display. If the battery power becomes even lower, SLP will appear and normal operations will stop. If the signal appears, please change the battery as soon as possible.
- ⑦ The unit of measurement (°C,°F,%hPa) for the display will appear.
- ⑧ Current measurements or operational messages such as FULL or SLP will appear.

Accurate, Compact, Lightweight and Affordable

Our exclusive design and technology has allowed us to create a highly accurate yet compact and lightweight unit (55×78×18mm 62g) that is unbelievably affordable.

Pressure Measurement Range 750 to 1100hPa


The internal sensor that comes with the TR-73U can measure and record air pressure from 750 to 1100hPa.

Data Collector TR-57U

Easy Data Collection, Easy Graph Display

Communication Method

Via Communication cable
for TR-71U/72U

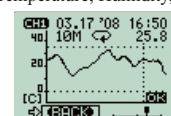


View Recorded Data on TR-57U LCD Graph Display

Data that has been collected from the logger can be easily displayed in graph form, which enables you to view the data onsite.

It is easy to change of the date format and temperature unit (°C / °F) settings.

Graph Display
Temperature, Humidity, Voltage



Easy to use Windows compatible software allows you to control all aspects of set up for any TR-71U/TR-72U/TR-73U/TR-57U unit, as well as to print, and to create text files, tables, and colorful graphs from the recorded data.

Up to 8 Channels of Data can be Processed at One Time

By simply downloading the data from the main unit a colorful graph representing that data will be automatically created. Up to 8 channels (4 units) of data can be represented in one graph.



Creating Text Files

You can create Text Files (CSV format, etc...) to allow you the option of processing and managing your data using Excel, Lotus or any other popular spreadsheet software.

Adjustment Function

By setting adjustment values beforehand, you can record and display the post-adjusted measurement values. You can choose from two adjustment methods : 1-point and 2-point. Adjustment will be carried out using an adjustment equation of $Y=aX+b$: where X is the pre-adjusted measurement value and Y is the post-adjusted value.

Current Readings Monitoring Display

With our exclusive software, you cannot only monitor the current measurements at a set interval, but can view those measurements in a continually changing graph. You can simultaneously display the current measurements and corresponding graphs for the number of units you have connected.

Graph / Table Printing Function

You can print out in color or monochrome the graphs just as they appear on your screen. You can also print out in table form all of the data in order of date and time.

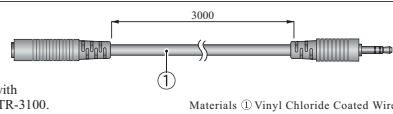
Options

TR-71U / 72U / 73U

TR-1C30

Sensor Extension Cable
Cable Length : 3m

Note: Only one cable per sensor. Cannot be used with Temperature / Humidity sensor TR-3110 or TR-3100.

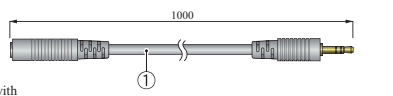


Materials ① Vinyl Chloride Coated Wire

TR-5C10

Sensor Extension Cable
Cable Length : 1m

Note: Only one cable per sensor. Cannot be used with Temperature / Humidity sensor TR-3100.



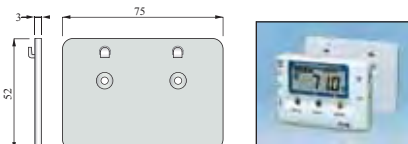
Materials ① Vinyl Chloride Coated Wire

TR-07K2

Wall Attachment

Included :
Wall Mount Screws × 2
Double-Sided Adhesive Tape × 1

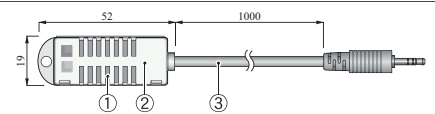
Material : ABS Resin



TR-72U / 73U

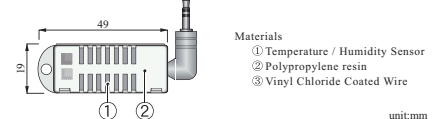
TR-3110

Humidity and Temperature Sensor
Cable Length : 1m



TR-3100

Humidity and Temperature Sensor



Materials
① Temperature / Humidity Sensor
② Polypropylene resin
③ Vinyl Chloride Coated Wire

unit:mm

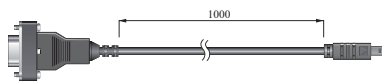
Humidity Measurement Range : 10 to 95%RH
Temperature Measurement Range : 0 to 50°C Sensor Durability Range:-10 to 55°C
Humidity Measurement Accuracy : ±5%RH (at 25°C and 50%RH)
Service Life : 1 year under normal conditions
Operational Conditions : No Dew Condensation or Water Leakage / No contact with organic solvents, solutions or gasses emitted from spoiled food

TR-71U / 72U

TR-07C

Serial Communication Cable
Cable Length : 1m

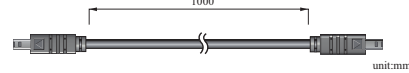
Note: For communication with computer.



TR-6C10

Serial Communication Cable
Cable Length : 1m

Note: For communication with RTR-57U and TR-57U.



unit:mm

TR-57U

Data collector

Note: Cannot be used with TR-73U.



USB Cable : US-15C x 1

RS-232C Communication Cable : TR-07C x 1

AAA Alkaline Batteries (LR03) x 2



Software CD-ROM and Manual x 1

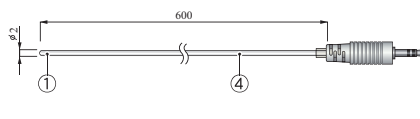
Optional Sensors

TR-71U

TR-1106

Teflon-Shielded Sensor

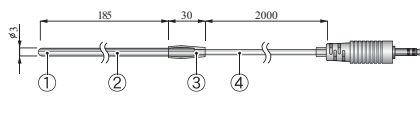
Cable Length : 0.6m
Thermal-Time Constant :
In the Air : Approx. 15 Sec.
In agitated water : Approx. 2 Sec.



TR-1220

Stainless Protection Sensor

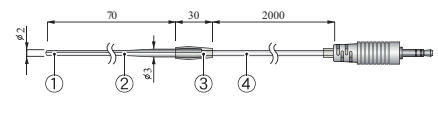
Cable Length : 2m
Thermal-Time Constant :
In the Air : Approx. 36 Sec
In agitated water : Approx. 7 Sec.



TR-1320

Stainless Protection Sensor

Cable Length : 2m
Thermal-Time Constant :
In the Air : Approx. 12 Sec
In agitated water : Approx. 2 Sec.



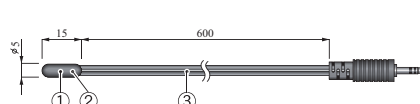
Materials ①Thermistor ②Stainless Pipe (SUS316) ③Teflon Compaction Tube ④Teflon Resin(FEP) Shielded
Possible Measurement Range : -60 to 155°C
Sensor Temperature Durability : -70 to 180°C
Water Resistant Ability : Splash Resistant
Measurement accuracy : Average ±0.5°C (-40 to 80°C) Average ±1.0°C (-60 to -40/80 to 100°C)
Average ±2.0°C (100 to 155°C)

TR-71U / 72U / 73U

TR-0106

TPE resin-shielded sensor

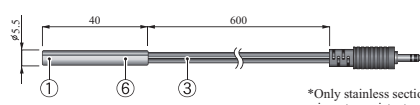
Cable Length : 0.6m
Thermal-Time Constant :
In the Air : Approx. 75 Sec.



TR-0306

Stainless Protection Sensor

Cable Length : 0.6m
Thermal-Time Constant :
In agitated water : Approx. 18 Sec.

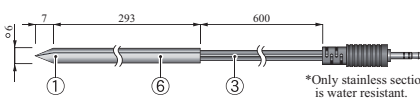


*Only stainless section is water resistant.

TR-0506

Stainless Protection Sensor

Cable Length : 0.6m
Thermal-Time Constant :
In agitated water : Approx. 20 Sec.



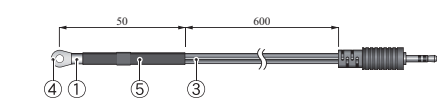
*Only stainless section is water resistant.

Possible Measurement Range : -40 to 110°C Sensor Temperature Durability:-50 to 115°C
Measurement Accuracy : Average ±0.3°C (-20 to 80°C) Average ±0.5°C (-40 to -20 / 80 to 110°C)

TR-0206

Stainless Protection Sensor

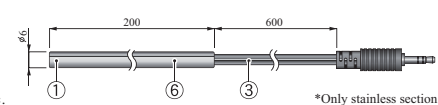
Cable Length : 0.6m
Thermal-Time Constant :
In the Air : Approx. 75 Sec



TR-0406

Stainless Protection Sensor

Cable Length : 0.6m
Thermal-Time Constant :
In agitated water : Approx. 20 Sec.

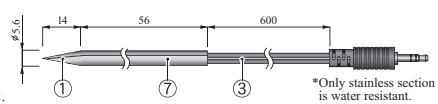


*Only stainless section is water resistant.

TR-0706

Stainless Protection Sensor

Cable Length : 0.6m
Thermal-Time Constant :
In agitated water : Approx. 18 Sec.



*Only stainless section is water resistant.

Materials ① Thermistor ②TPE resin-shielded sensor ③TPE resin-shielded wire ④M3Screw Hole
⑤ Compaction Tube ⑥Stainless Pipe (SUS304) ⑦ Stainless Pipe (SUS316)

unit:mm

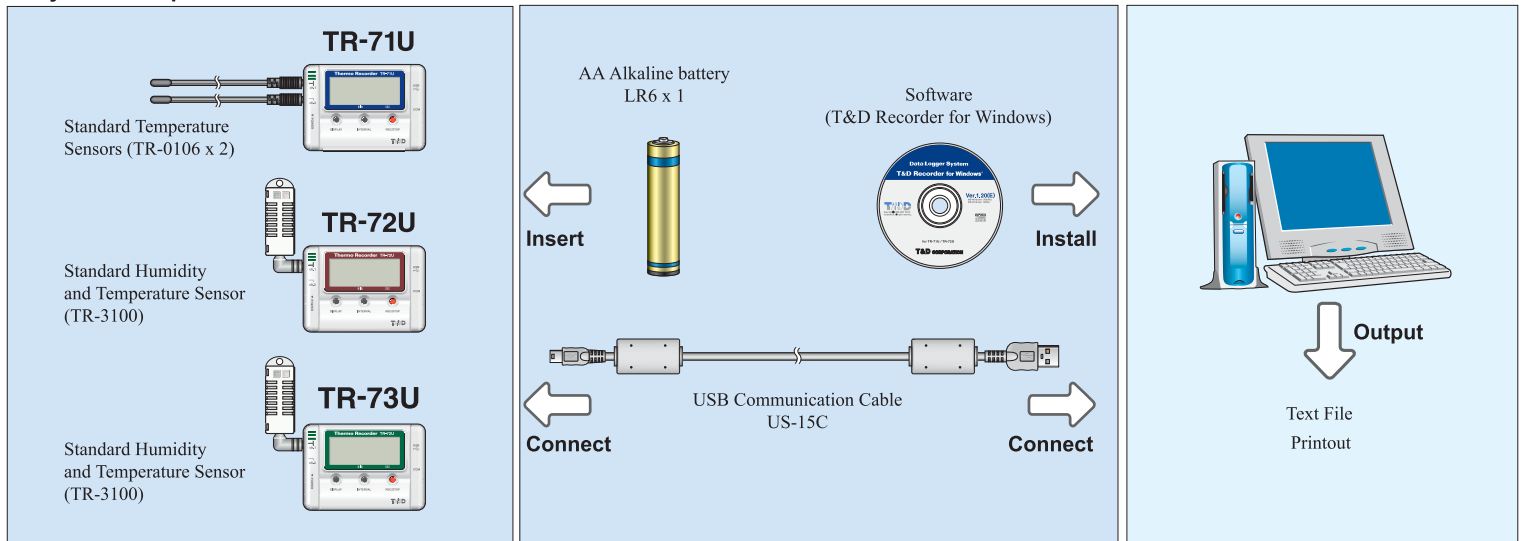
Product Specifications

Unit	TR-71U	TR-72U	TR-73U
Measurement Channel	2 Channels (Select from Ch1. internal / Ch2 external)	2 Channels (Temperature and Humidity)	3 Channels (Temperature, Humidity Barometric Pressure)
Measurement Item	Temperature	Temperature Humidity	Temperature Humidity Barometric Pressure
Internal Sensor	-10 to 60°C	-10 to 60°C	-10 to 60°C
External Sensor	-40 to 110°C	0 to 50°C	0 to 50°C
Optional Sensor	-60 to 155°C *1	-40 to 110°C	-40 to 110°C
Measurement Accuracy (Standard Sensor)	Average ±0.3°C (-20 to 80°C) Average ±0.5°C (-40 to -20/80 to 110°C)	±5%RH (At 25°C 50%RH)	Average ±0.3°C (-20 to 80°C) Average ±0.5°C (-40 to -20/ 80 to 110°C)
Measurement Resolution	0.1°C	1%RH	0.1°C 1%RH
Sensor Materials	Thermistor	Macromolecular Humidity Sensor	Thermistor Macromolecular Humidity Sensor Barometric Pressure Sensor
Recording Interval	1, 2, 5, 10, 15, 20, 30 Seconds 1, 2, 5, 10, 15, 20, 30, 60 Minutes Total of 15 choices		
Recording Capacity	8,000 Readings × 2 Channels		8,000 Readings × 3 Channels
Recording Method	Endless Loop Method (Overwrite from the oldest data when recording capacity is full) One Time Method (Stop recording when recording capacity is full)		
LCD Display	Measurements (Ch1 only, Ch2 only, alternating display), Recording Status, Battery Life Warning, Amount of Recorded Data, Unit of Measurement	Measurements (Ch1 only, Ch2 only, Ch3 only, alternating display), Recording Status, Battery Life Warning, Amount of Recorded Data, Unit of Measurement	
Power	AA alkaline battery (LR6)		
Battery Life	About 1 year *2		About 10 month *2
Data Back-up	Activated when battery power is low or when switch is off (About 1 year)		
Interface	USB Communication Cable (option: RS-232C)		
USB Communication Time	When downloading (1 unit of full data - about 8 seconds)		When downloading (1 unit of full data - about 12 seconds)
Dimensions	H55mm × W78mm × D18mm		
Weight	About 62g (Including one AA battery)		
Attached Sensors	TR-0106 × 2 (TEP Resin-coated sensors)	TR-3100 × 1 (Temp. Humidity Sensor)	TR-3100 × 1 (Temp. Humidity Sensor)
Accessories	AA alkaline Battery (LR6) × 1 / User's Manual (Warranty) × 1		
Included in package	USB Cable × 1 (US-15C; length 1.5m) Software Set × 1 / User's Manual (Warranty) × 1		

*1: There are two types of temperature sensor for TR-71U depending on measurement range.

*2: Battery life depends upon the measuring environment, recording interval, and quality of the battery being used.

System Setup



Caution regarding safety

To ensure safe operation, carefully read instructions before using this unit.

TandD's TR-71U/72U/73U and TR-51S/52S have been tested for electro-magnetic radiation and confirmed to comply with the requirement of RTCA DO-160E, Section 21: Emission of Radio Frequency Energy.

"RTCA DO-160E, Section 21"?

RTCA stands for "Radio Technical Commission for Aeronautics", a not-for-profit corporation formed to advance the art and science of aviation and aviation electronic systems for the benefit of the public, helps to develop standards to assure the safety and reliability of all airborne equipment. (<http://www.rtca.org>)

The "DO-160E", published by RTCA, is widely used as a standard for environmental qualification testing to show compliance with appropriate airworthiness requirements. "Section 21 of DO-160E" concerns the "Emission of Radio Frequency Energy". The tests in this section are performed to determine that the device does not emit radio frequency interference in excess of the specified limits. Every carry-on electronic device must comply with radio frequency emission and susceptibility guidelines outlined in "Section 21 of the RTCA DO-160E" document, whether it flies in the passenger cabin or cargo hold. The "DO-160E" is recognized by the International Organization for Standardization (ISO) as a de facto for international standard "ISO-7137".

Web Site

Product information and FAQ.

<http://www.tashika.co.jp/>

Colors in the photos in this catalog may be different from real product colors. The specification and designs of the products in this catalog are true as of April 2009. Specifications are subject to change without notice. Microsoft®, Windows® and Excel® are registered trademarks of Microsoft Corporation USA and other countries. Company names and product names are trademarks or registered trademarks of each company. Teflon® is a registered trademark of the Dupont Corporation and of the Mitsui Dupont Fluoro-chemical Corporations. Lotus® is a registered trademark of the Lotus Development Corporation. Pentium® is a registered trademark of the Intel America Corporation.

TASHIKA CO., LTD.

1-12, Kaiyo-cho, Ashiya, 659-0035, JAPAN

Tel: + 81-797-23-9035 Fax: + 81-797-23-2105

e-mail: sales@tashika.co.jp URL: www.tashika.co.jp

■Distributor

Software Specifications

Software	T&D Recorder for Windows
Compatible Devices	TR-71U, TR-72U, TR-73U, TR-57U
Communication Functions	Recording Start (Programmed Start / Immediate Start), Recording Stop Main Unit Settings (Recording Interval, Recording Method, Upper and Lower Limits) Downloading of Recorded Data
Temp/Humidity Graph Graph Display	Temperature, Humidity and Barometric Pressure Graphs for each Channel Zoom in, out and scroll with mouse or keyboard Change Channel Colors, Turn ON and OFF Channel Display
Data Display	Channel Name, Recording Interval, Number of Readings Highest, Lowest and Average Readings, Unit of Measurement. AB Cursor Dates, Times and Data Readings Calculated Difference between Cursor A and B
Number of Channels	8 Channel Simultaneous Display and Processing Possible to process mixed data from TR-71U, TR-72U and TR-73U units. (up to 4units.)
Others	Data List Display, Calculation Range Settings, Data Maintenance Edit Recording Conditions, Delete Data by Channel Re-order Data by Channel
File Output	T&D Common Data File, Text File (CSV, etc)
Printing	(Selected Range or File for Entire Period) Graphs / Tables
Compatible OS	Microsoft Windows 2000 / XP / Vista English Microsoft Windows 98 / Me English Microsoft Windows NT 4.0 English *1
PC/CPU	IBM Compatible with higher than Pentium 90MHz USB Port (1.0 / 1.1)
Memory	More than 16MB
Hard Disk	More than 4 MB of free space (Data will need more space)
Monitor	VGA (640 × 480) more than 256 colors

*1: USB communication with TR-71U / 72U / 73U data loggers cannot be carried out using WindowsNT4.0.